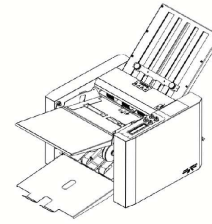
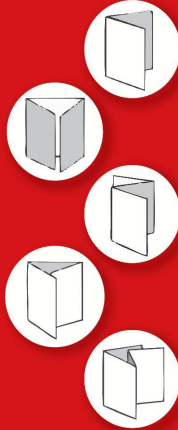



SF-12M

Entry level A4 folding machine



MAIN FEATURES:

Folding speed: 7000 sheets/ hour
Paper size: B6-A4
Paper weights: 35-120 g/m²
Hopper capacity: 300 sheets, 64 g/m²
Power supply: 220V, 50Hz/ 110V, 60Hz
Dimensions: W 670 x D 360 x H 425 mm
Weight: 18Kg

PRODUCT FEATURES:

Digital display with ascending and descending counter, guarantee an easy operation. Cleared marked fold settings. Include Single, Letter, Zigzag, Double parallel. Extendable feed tray saving your space on the desk.

Paper folder SF-12M is solid and durable machine, which is an extremely economical solution to fold higher volumes of paper as well. The SF-12M can process a large variety of applications. The SF-12M Office Desktop Folder provides an economical solution for low-volume folding projects.

User-friendly features include an LCD control panel with 3-digital resettable counter, Auto Batch for processing sets of documents, and an output conveyor with easily-adjustable stacker wheels for neat sequential stacking of folded pieces.

Clearly marked fold settings and out-of-the-box operation make this folder ideal for churches, schools and small office that demand quick and easy set-up with minimal adjustment.

04/05

